

Cabinetry Catalogue
by
BLACKSTONE



Our Georgian kitchen shown here painted in Basalt 221

Our philosophy is to offer *quality*,
handmade kitchens with a great service
and value for money.

TABLE OF CONTENTS

- 01/ BASE CABINETS
- 02/ DRAWER PACKS
- 03/ SINK CABINETS & INTEGRATED APPLIANCES
- 04/ CURVED CABINETS & APPLIANCE HOUSING
- 05/ BLIND CORNER CABINETS
- 06/ WALL CABINETS
- 07/ LARDER CABINETS
- 08/ BUTLERS PANTRIES
- 09/ INTEGRATED COOLING
- 10/ COUNTER TOP CABINETS
- 11/ OVEN HOUSINGS
- 12/ MANTLE CABINETS
- 13/ POT STANDS
- 14/ ISLAND END PANELS
- 15/ PLINTHS, CORNICES & END PANELS
- 16/ DECONSTRUCTED CABINET
- 17/ MATERIAL SELECTION
- 18/ PAINT COLOURS
- 19/ BUYING ADVICE
- 20/ CONTACT US




Our Victorian kitchen shown here painted in French Grey 163

CLASSIC DESIGN FOR THE TWENTY-FIRST-CENTURY


We offer a range of styles that encompass three significant eras of architectural design; Georgian, Victorian and our Contemporary range.

This beautiful collection of handmade furniture, incorporates a classic design whilst meeting the demands of twenty-first-century living. Designed and manufactured to maximise your storage space.


With our diverse cabinetry catalogue, you can create the perfect kitchen based on any design. Our handmade cabinetry starts from £12,500.00. If your looking for something unique, we can offer a fully bespoke service where we can create any door style to suit your requirements.



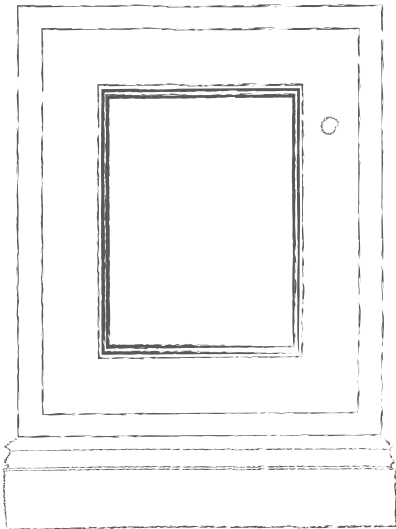
CONTEMPORARY



GEORGIAN




VICTORIAN



Single Base Cabinet

Available in sizes
W. 200, 260, 300, 350, 400, 450, 500, 550, 600mm
H. 870mm **D.** 600mm



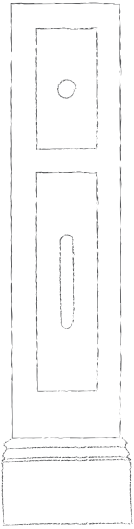
Double Base Cabinet

Available in sizes
W. 700, 800, 900, 1000, 1100, 1200mm
H. 870mm **D.** 600mm




Open Base Cabinet w/ Spice drawer

Available in
W. 200mm
H. 870mm **D.** 600mm




Chopping Block & Tray Base Cabinet

Available in
W. 150mm
H. 870mm **D.** 600mm




Single Open Base Cabinet

Available in sizes
W. 200, 300, 350, 400, 450, 500, 550, 600mm
H. 870mm **D.** 600mm




Double Open Base Cabinet

Available in sizes
W. 700, 800, 900, 1000mm
H. 870mm **D.** 600mm



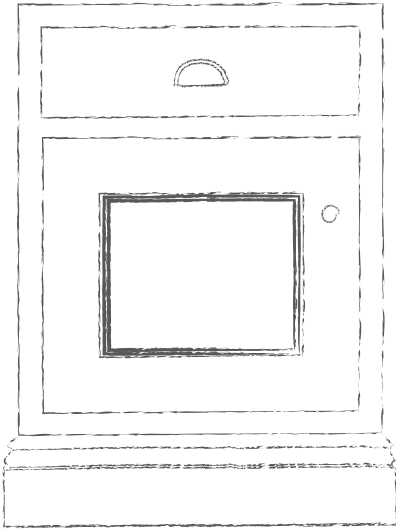
Single Bin Base Cabinet

Available in sizes
W. 350, 400, 450mm
H. 870mm **D.** 600mm



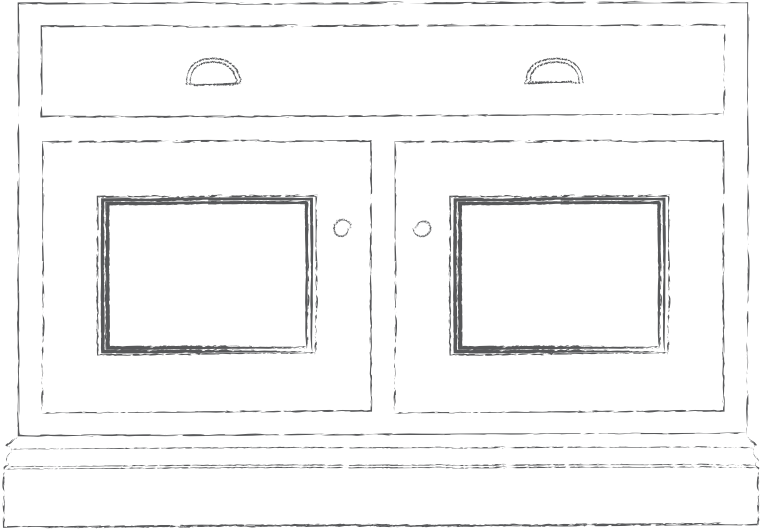
Double Bin Base Cabinet

Available in sizes
W. 500, 550, 600mm
H. 870mm **D.** 600mm



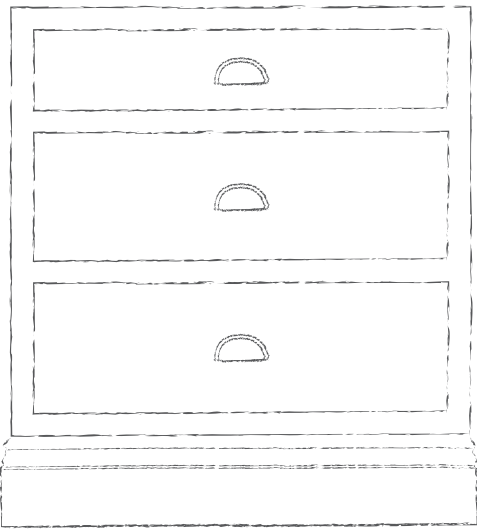
Single Drawerline Base Cabinet

Available in sizes
W. 300, 400, 450, 500, 600mm
H. 870mm **D.** 600mm




Double Drawerline Base Cabinet

Available in sizes
W. 700, 800, 900, 1000mm
H. 870mm **D.** 600mm



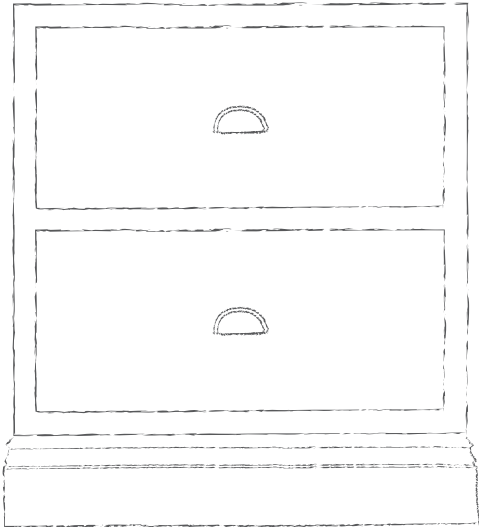
Pan Drawer Set

Available in sizes
W. 500, 600, 700mm
H. 870mm **D.** 600mm




Pan Drawer Set

Available in sizes
W. 800, 900, 1000mm
H. 870mm **D.** 600mm




Double Pan Drawer Set

Available in sizes
W. 500, 600, 700mm
H. 870mm **D.** 600mm




Double Pan Drawer Set

Available in sizes
W. 800, 900, 1000mm
H. 870mm **D.** 600mm



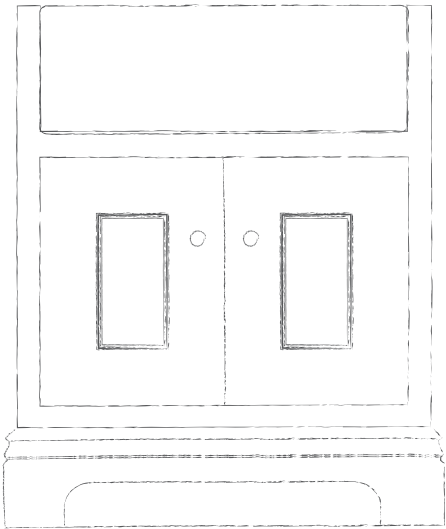
Four Drawer Set

Available in sizes
W. 300, 400, 450, 500, 600, 700mm
H. 870mm **D.** 600mm

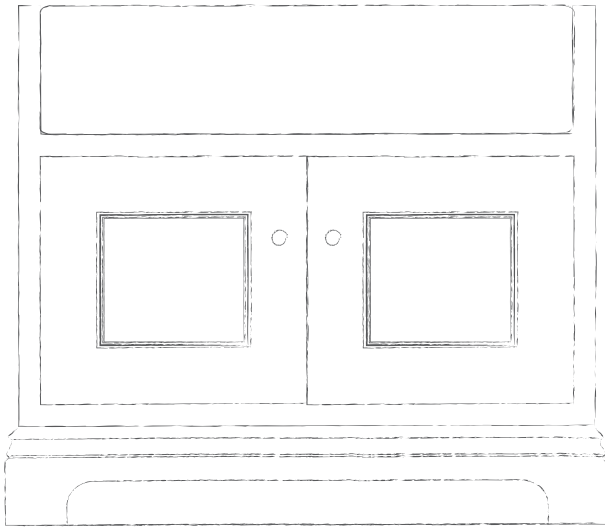


Four Drawer Set

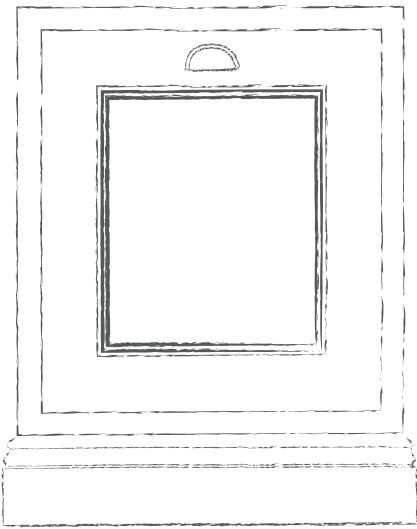
Available in sizes
W. 800, 900, 1000mm
H. 870mm **D.** 600mm



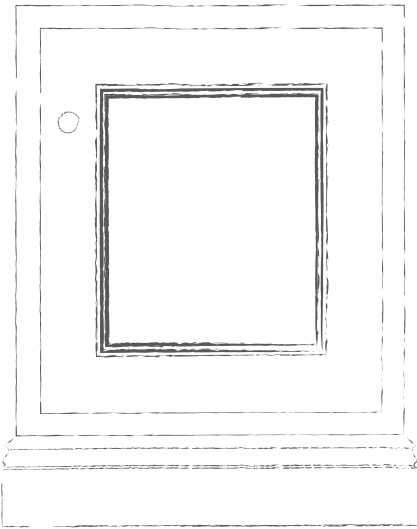
Single Belfast Sink Base Cabinet
Available in
W. 672mm
H. 870mm **D.** 600mm



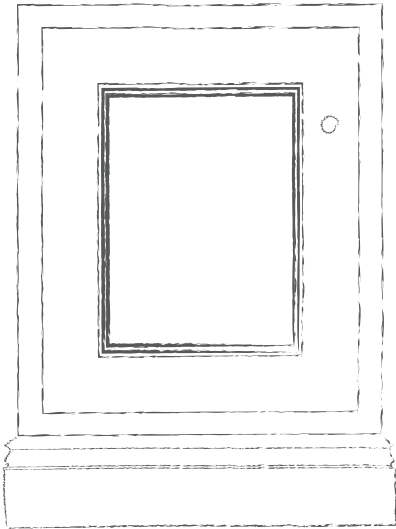
Double Farmhouse Sink Base Cabinet
Available in
W. 872mm
H. 870mm **D.** 600mm




Integrated Dishwasher Door
Available in
W. 600mm
H. 870mm **D.** 25mm



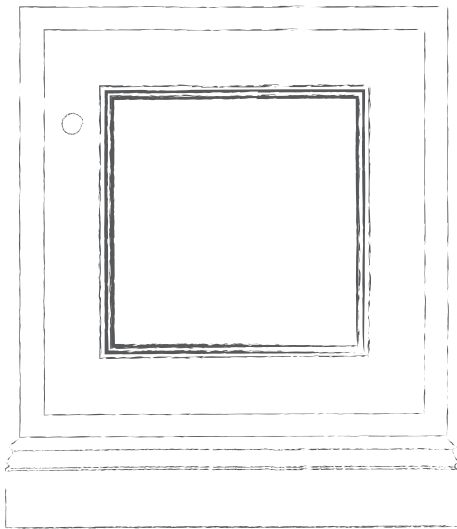
Integrated Appliance Door
Available in
W. 600mm
H. 870mm **D.** 25mm




Single Undermount Sink Base Cabinet
Available in sizes
W. 400, 450, 500, 550, 600mm
H. 870mm **D.** 600mm




Double Undermount Sink Base Cabinet
Available in sizes
W. 700, 800, 900, 1000, 1100, 1200mm
H. 870mm **D.** 600mm



F/S Appliance Integrated Door
Available in
W. 680mm
H. 870mm **D.** 25mm




F/S Appliance Integrated Base Shell
Available in
W. 750mm
H. 870mm **D.** 650mm



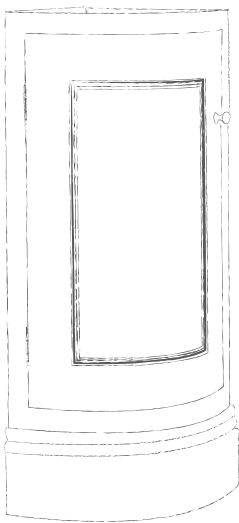
Curved Wall Cabinet *(Left/Right)*

Available in
W. 325mm
H. 770mm **D.** 342mm




Curved Double Base Cabinet

Available in
W. 600mm
H. 870mm **D.** 600mm



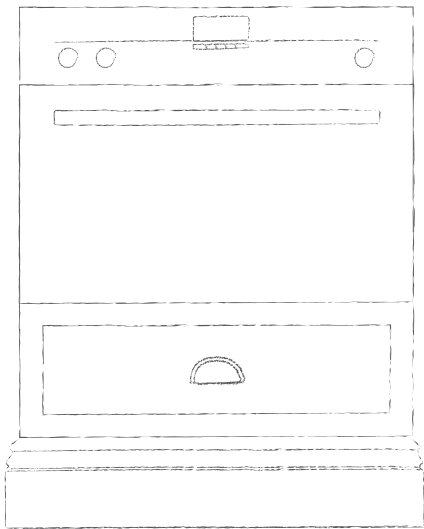
Curved Single Base Cabinet *(Left/Right)*

Available in
W. 325mm
H. 870mm **D.** 600mm



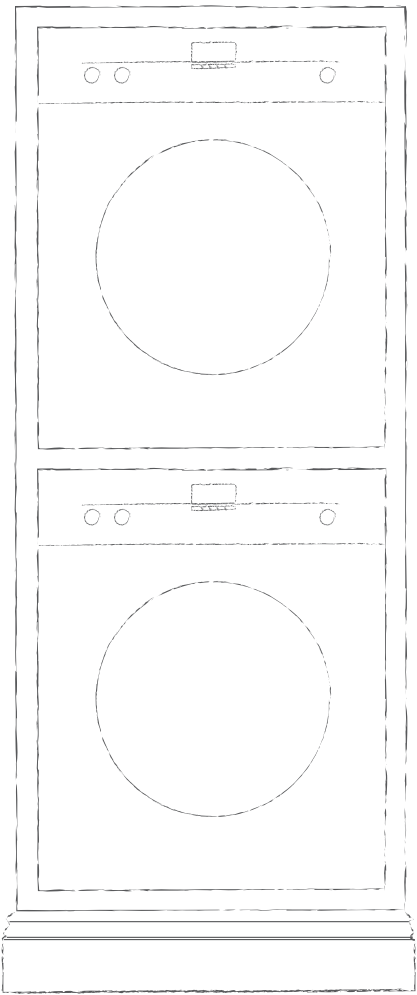
Single Built Under Oven Housing

Available in sizes
W. 600mm
H. 870mm **D.** 600mm




Built Under Combi Oven Housing

Available in sizes
W. 600mm
H. 870mm **D.** 600mm




Stacked Appliance Housing

Available in
W. 700mm
H. 2120mm **D.** 650mm




Stacked Appliance Housing w/Doors

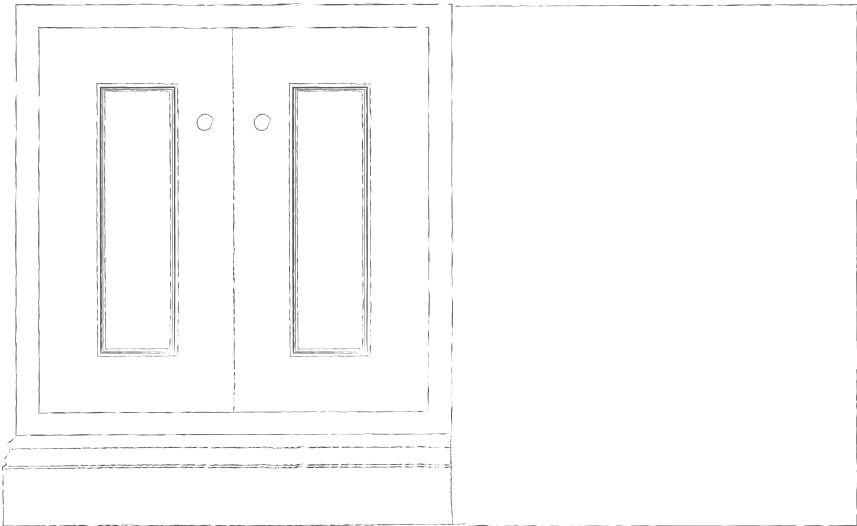
Available in
W. 750mm
H. 2120mm **D.** 650mm



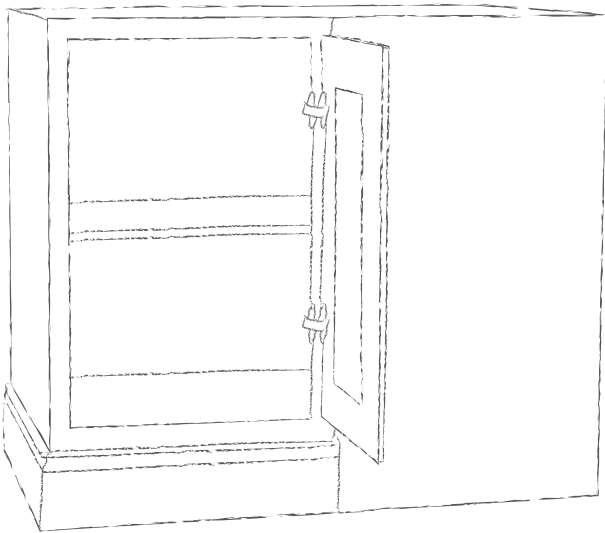
Blind Corner Base Cabinet *(Right Hand)*
Available in sizes
W. 800, 900, 950, 1000, 1050, 1100, 1200, 1300, 1400mm
H. 870mm **D.** 600mm



Blind Corner Base Cabinet *(Left Hand)*
Available in sizes
W. 800, 900, 950, 1000, 1050, 1100, 1200, 1300, 1400mm
H. 870mm **D.** 600mm




Blind Corner Base Cabinet Double Door *(Right Hand)*
Available in sizes
W. 1200, 1300, 1400mm
H. 870mm **D.** 600mm

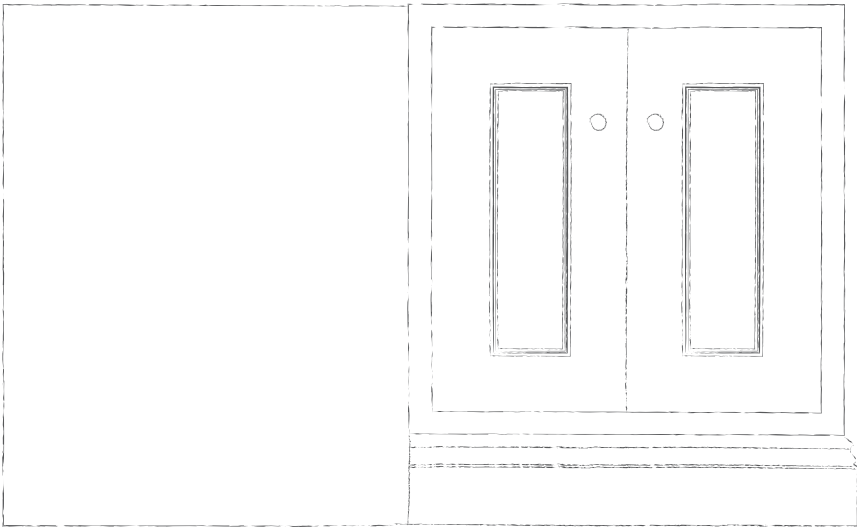


Blind Corner Base Cabinet

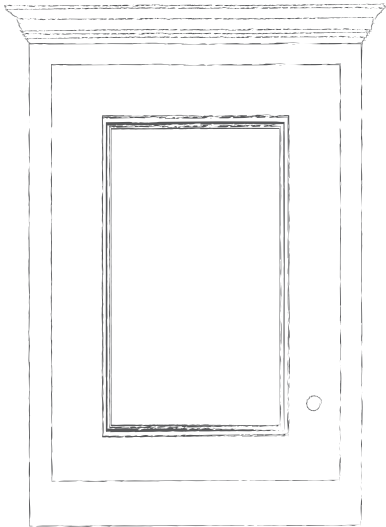
Blind Corner Base Cabinets are available with or without Le Mans pull out systems. (1000, 1100mm)



Le Mans Blind Corner Base Cabinet




Blind Corner Base Cabinet Double Door *(Left Hand)*
Available in sizes
W. 1200, 1300, 1400mm
H. 870mm **D.** 600mm



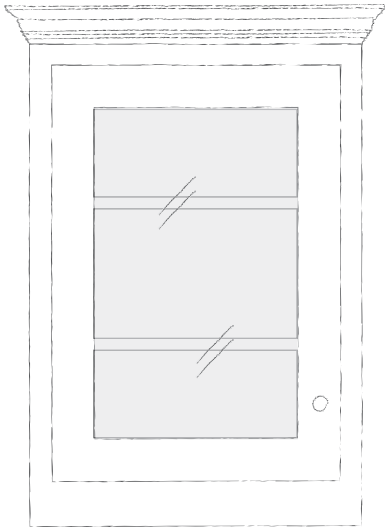
Single Wall Cabinet

Available in sizes
W. 300, 350, 400, 450, 500, 550, 600mm
H. 770mm **D.** 342mm



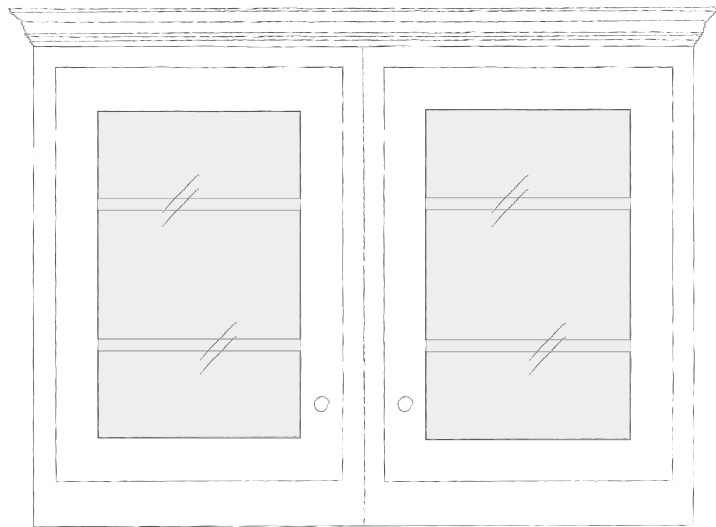
Double Wall Cabinet

Available in sizes
W. 700, 800, 900, 1000, 1100, 1200mm
H. 770mm **D.** 342mm




Single Wall Cabinet (Glazed)

Available in sizes
W. 400, 450, 500, 550, 600mm
H. 770mm **D.** 342mm




Double Wall Cabinet (Glazed)

Available in sizes
W. 700, 800, 900, 1000, 1100, 1200mm
H. 770mm **D.** 342mm




Single Open Wall Cabinet

Available in sizes
W. 300, 350, 400, 450, 500, 550, 600mm
H. 770mm **D.** 342mm




Double Open Wall Cabinet

Available in sizes
W. 700, 800, 900 1000, 1100, 1200mm
H. 770mm **D.** 342mm



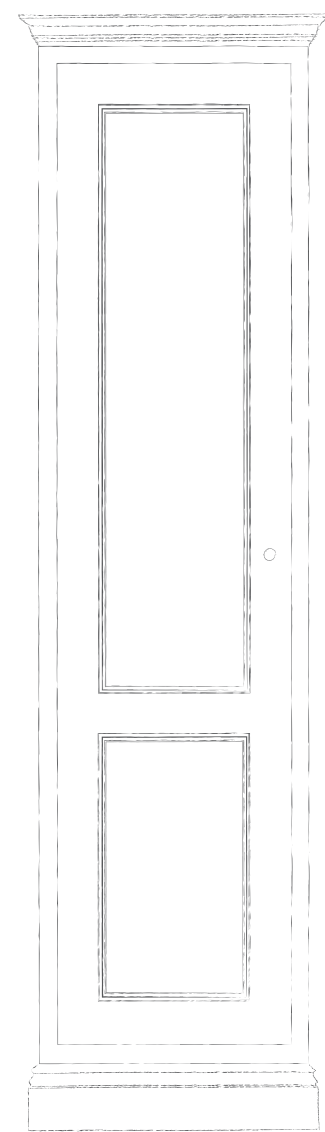
Blind Corner Wall Cabinet (Right Hand)

Available in sizes
W. 600, 700, 800, 900mm
H. 770mm **D.** 342mm



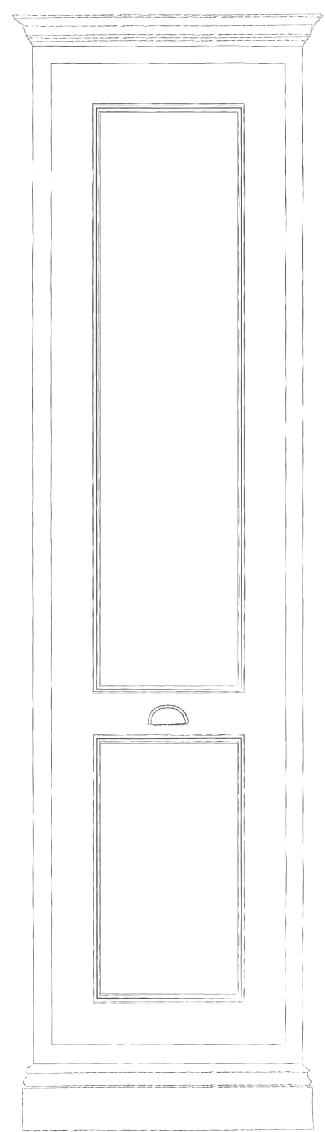
Blind Corner Wall Cabinet (Left Hand)

Available in sizes
W. 600, 700, 800, 900mm
H. 770mm **D.** 342mm



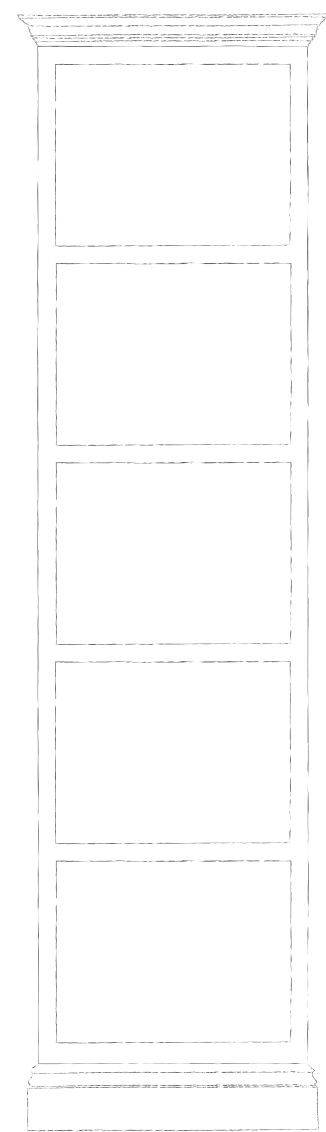
Single Larder Cabinet *(Shelved)*

Available in sizes
W. 300, 350, 400, 450, 500, 550, 600, 650mm
H. 2120mm **D.** 600mm




Pull Out Larder Cabinet

Available in sizes
W. 350, 400, 450, 500, 550, 600mm
H. 2120mm **D.** 600mm



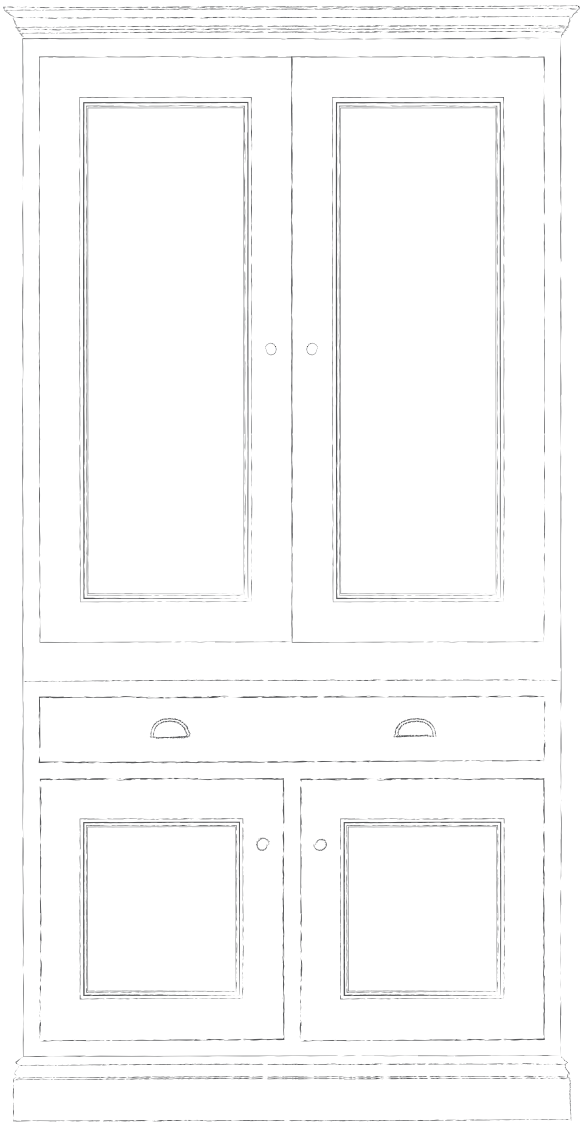
Open Frame Larder *(Bookcase)*

Available in sizes
W. 300, 350, 400, 450, 500, 550, 600, 650mm
H. 2120mm **D.** 600mm




Double Larder Cabinet *(Shelved)*

Available in sizes
W. 700, 800, 900, 1000, 1100, 1200mm
H. 2120mm **D.** 600mm




Butlers Pantry w/ Drawerline Base Cabinet

Available in sizes
W. 800, 900, 1000mm
H. 2120mm **D.** 600mm




Butlers Pantry w/ Double Drawer Base Cabinet

Available in sizes
W. 800, 900, 1000mm
H. 2120mm **D.** 600mm



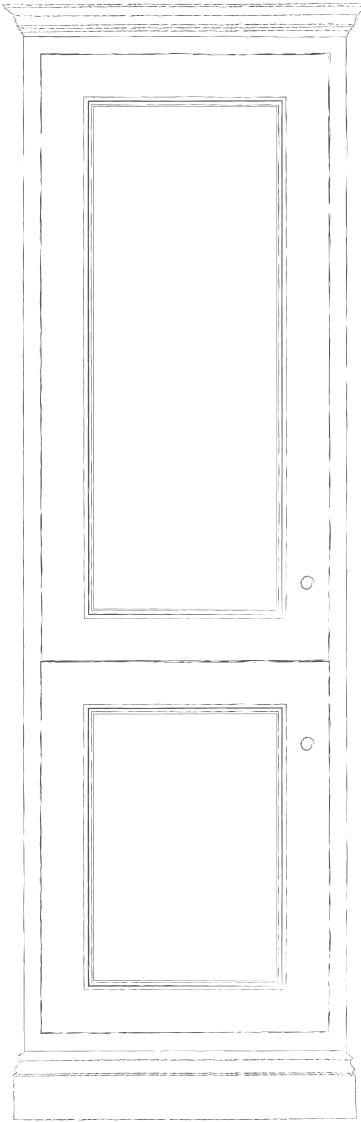
Butlers Pantry w/ Pan Drawer Base Cabinet

Available in sizes
W. 800, 900, 1000mm
H. 2120mm **D.** 600mm

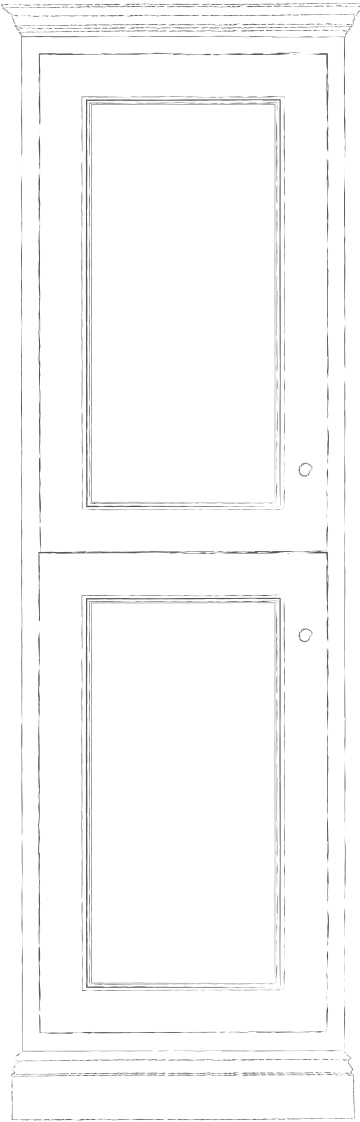


All of our Butlers Pantries come with oak spice racks as standard and 3x adjustable shelves.


Bespoke internals/Cold shelf available upon request.



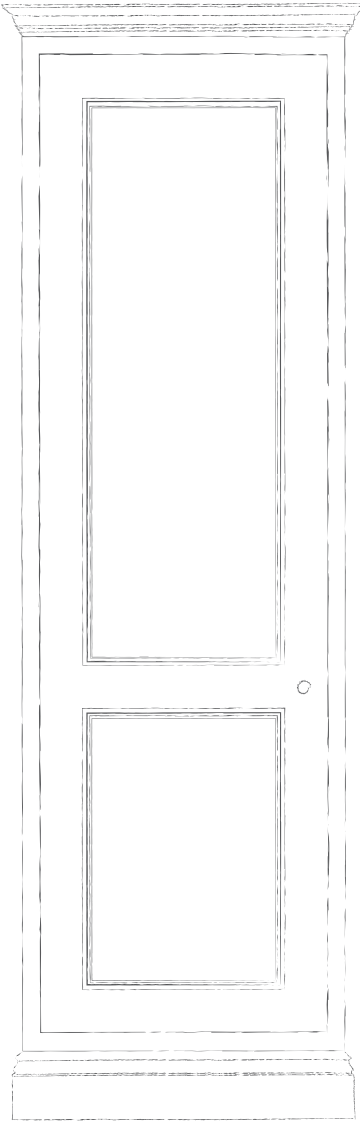
Integrated Fridge/Freezer Housing (70/30)
Available in
W. 672mm
H. 2120mm **D.** 600mm



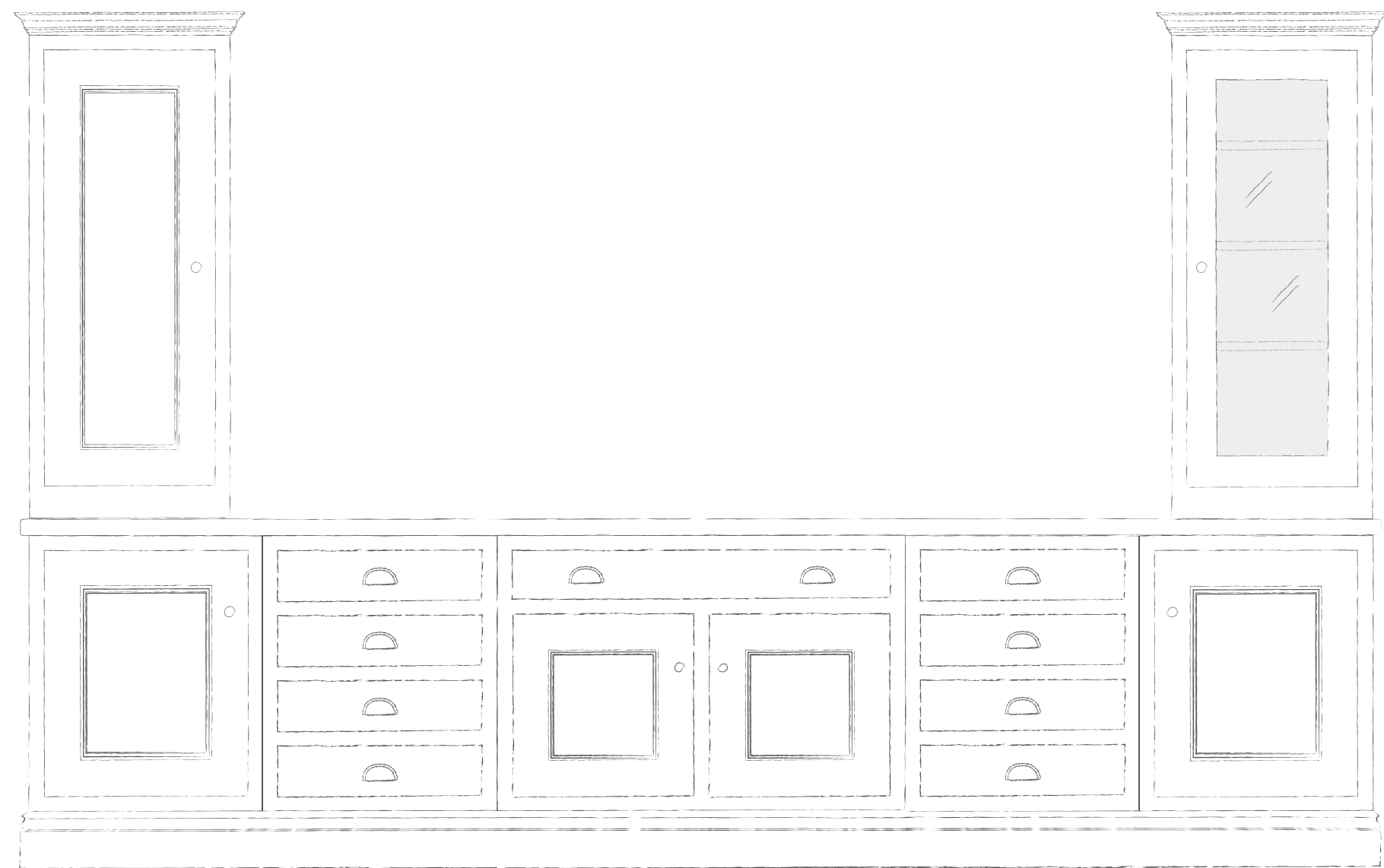
Integrated Fridge/Freezer Housing (50/50)
Available in
W. 672mm
H. 2120mm **D.** 600mm



Single Door Integrated Fridge Housing
Available in
W. 672mm
H. 2120mm **D.** 600mm



Single Door Integrated Freezer Housing
Available in
W. 672mm
H. 2120mm **D.** 600mm




Single Counter Top Cabinet

Available in sizes
W. 500, 600mm
H. 1220mm **D.** 342, 400, 450mm

Glazed Single Counter Top Cabinet

Available in sizes
W. 500, 600mm
H. 1220mm **D.** 342, 400, 450mm

Counter Top Cabinets are available without base.



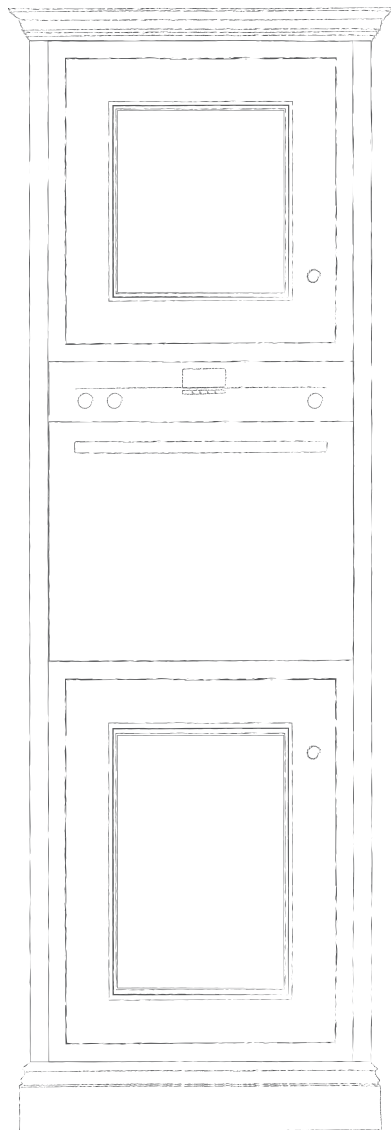
Double Counter Top Cabinet

Available in sizes
W. 700, 800, 900, 1000, 1100, 1200mm
H. 1220mm **D.** 342, 400, 450mm

Double Glazed Counter Top Cabinet

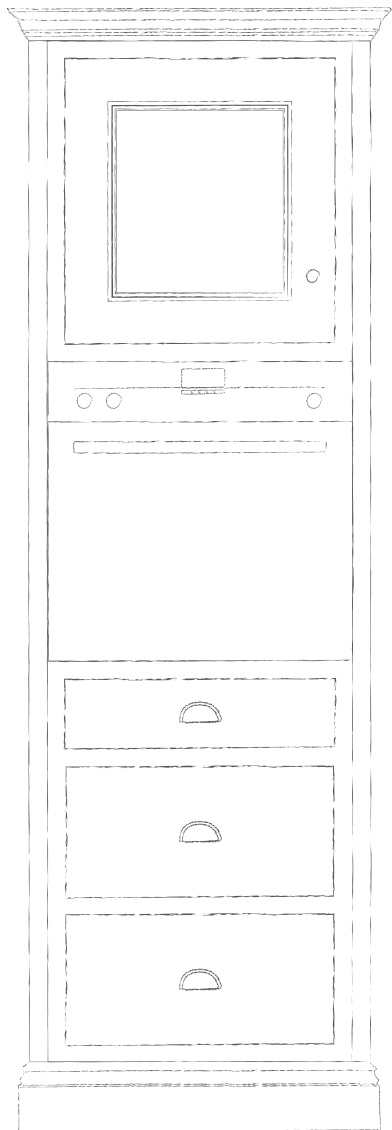
Available in sizes
W. 700, 800, 900, 1000, 1100, 1200mm
H. 1220mm **D.** 342, 400, 450mm

Counter Top Cabinets are available without base.



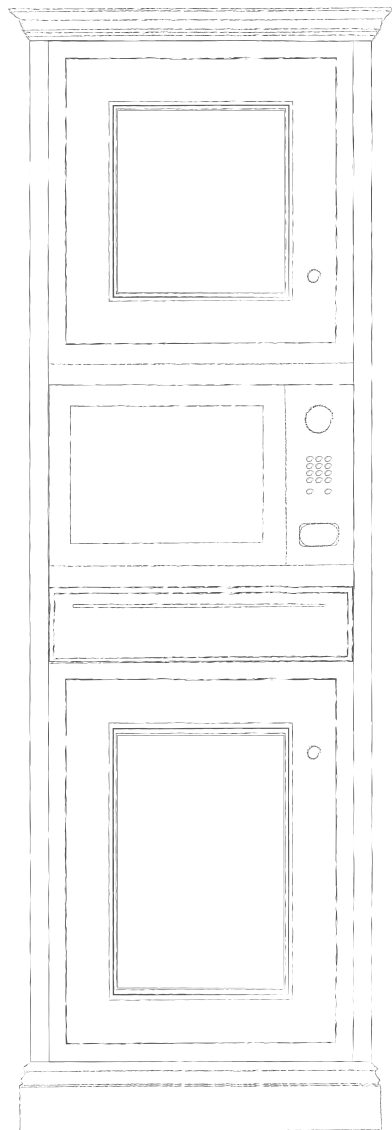
Single Oven Housing

Available in
W. 600mm
H. 2120mm **D.** 600mm



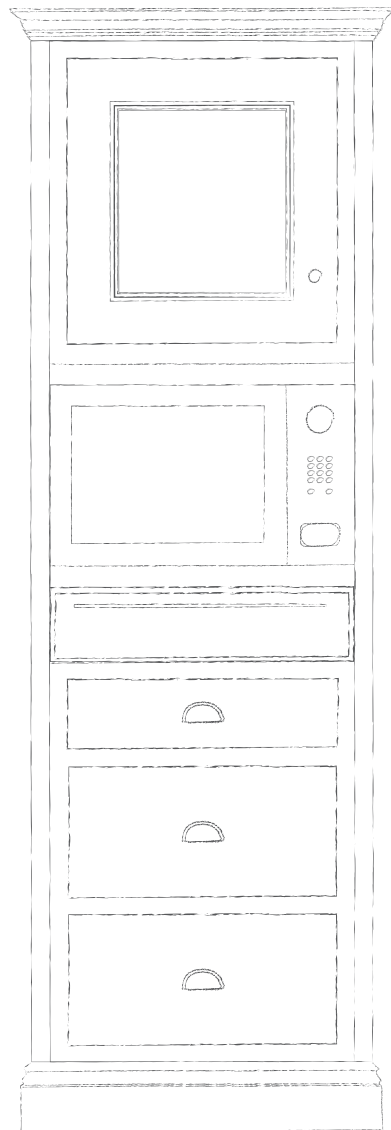
Single Oven Housing

Available in
W. 600mm
H. 2120mm **D.** 600mm



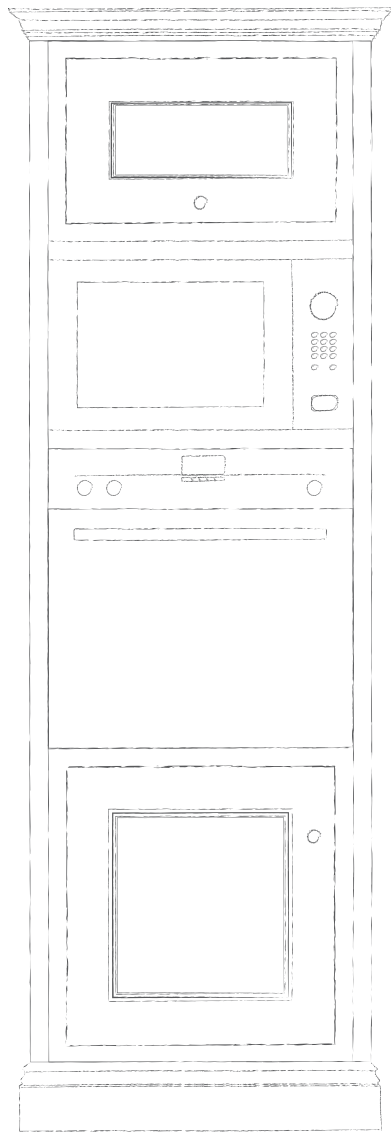
Combi Oven Housing (*Warming Drawer*)

Available in
W. 600mm
H. 2120mm **D.** 600mm



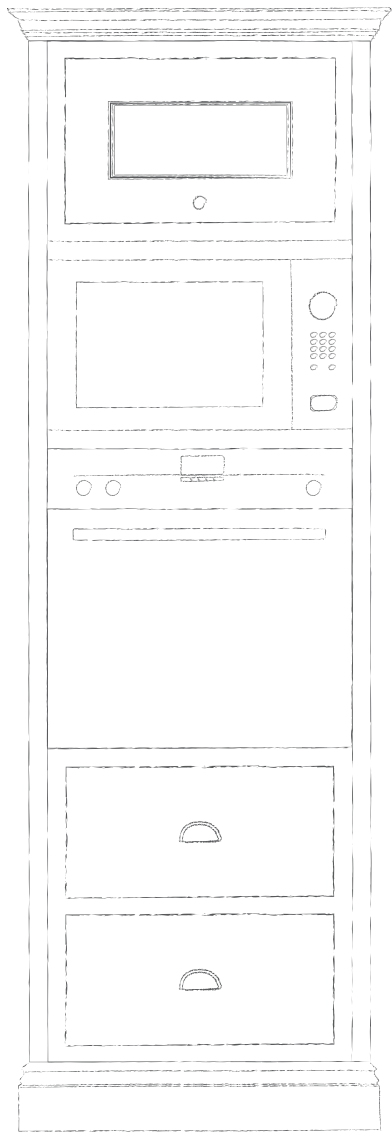
Combi Oven Housing (*Warming Drawer*)

Available in
W. 600mm
H. 2120mm **D.** 600mm



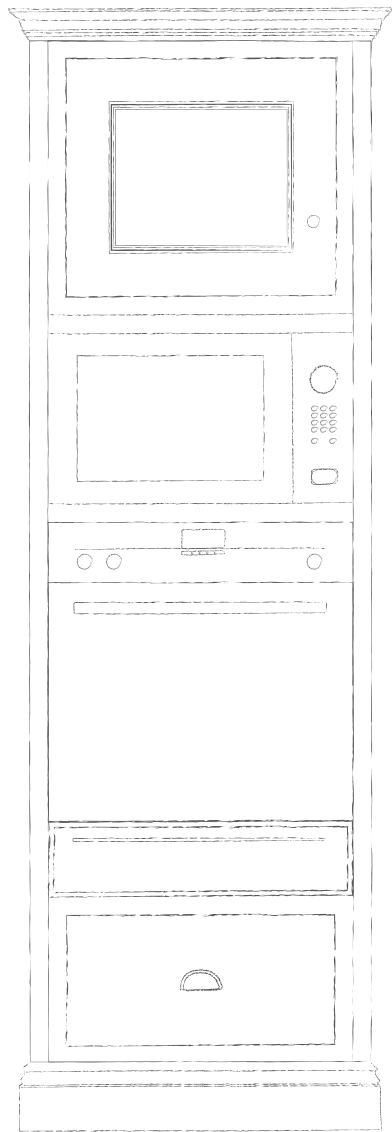
Single/Combi Oven Housing

Available in
W. 600mm
H. 2120mm **D.** 600mm




Single/Combi Oven Housing

Available in
W. 600mm
H. 2120mm **D.** 600mm




Single/Combi Oven Housing (Warming Drawer)

Available in
W. 600mm
H. 2120mm **D.** 600mm




Double Oven Housing

Available in
W. 600mm
H. 2120mm **D.** 600mm




Canopy Mantle Cabinet

Available in sizes
W. 900 - 2000mm
H. Made to order **D.** 360mm




Feature Overmantle Cabinet (*Double*)

Available in sizes
W. 900 - 1600mm
H. 460mm **D.** 342mm




Feature Overmantle Cabinet (*Triple*)

Available in sizes
W. 1600mm »
H. 460mm **D.** 342mm



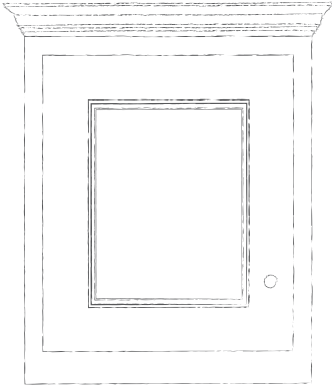
Fridge Top Box Cabinet

Available in sizes
W. 620, 920, 1220mm
H. 320mm **D.** 400mm




Fridge Top Box Cabinet (Slab)

Available in sizes
W. 620, 920, 1220mm
H. 280mm **D.** 400mm



Single Sink Bridge Cabinet

Available in sizes
W. 500, 600mm
H. 460mm **D.** 342mm



Double Sink Bridge Cabinet

Available in sizes
W. 700, 800, 900, 1000mm
H. 460mm **D.** 342mm



Feature Storage Mantle

Available in Various Widths
W. 1800mm »
H. 1220mm **D.** 342, 400, 450mm




Pot Stand Single Shelf

Available in various widths
W. 940mm »
H. 870mm **D.** 600mm




Pot Stand Double Shelf

Available in various widths
W. 940mm »
H. 870mm **D.** 600mm

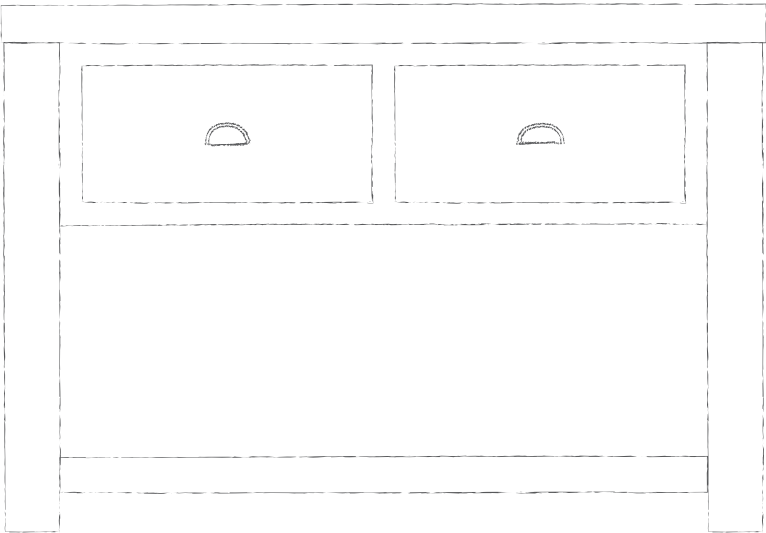


Shelf slats are available in: *painted or solid oak finish*




Pot Stand Single Drawer

Available in various widths
W. 940mm »
H. 870mm **D.** 600mm




Pot Stand Double Drawer

Available in various widths
W. 940mm »
H. 870mm **D.** 600mm




Single Island End Panel

Available in sizes
W. 600, 700mm
H. 870mm **D.** 36/66mm




Double Island End Panel

Available in sizes
W. 800, 900, 1000, 1100, 1200, 1300, 1400, 1500mm
H. 870mm **D.** 36/66mm




Triple Island End Panel

Available in sizes
W. 1600mm »
H. 870mm **D.** 36/66mm




V-Groove Single Island End Panel

Available in sizes
W. 600, 700mm
H. 870mm **D.** 36/66mm



V-Groove Double Island End Panel

Available in sizes
W. 800, 900, 1000, 1100, 1200, 1300, 1400, 1500mm
H. 870mm **D.** 36/66mm



V-Groove Triple Island End Panel

Available in sizes
W. 1600mm »
H. 870mm **D.** 36/66mm

A few little things to bear in mind:

All of our kitchens will require plinths and cornice. End panels are also essential to ensure a seamless finish. We have a couple of options to choose from in order to achieve your desired aesthetic. However our sales team are more than happy to help advise you on these options.



Contemporary Plinth

Available in
W. Made to fit.
H. 130mm D. 25mm



Contemporary Cornice

Available in
W. Made to fit.
H. 60mm D. 60mm



Classic Plinth


Available in
W. Made to fit.
H. 130mm D. 25mm





Classic Cornice

Available in
W. Made to fit.
H. 60mm D. 60mm


All of our plinths and cornices are run from solid tulip wood.



18mm · 36mm · 66mm



18mm · 36mm · 66mm



End panels sit within the frame of cabinets that have an exposed side, for example, at the end of a run. These panels are painted birch plywood and come in various sizes depending on the type of cabinet.

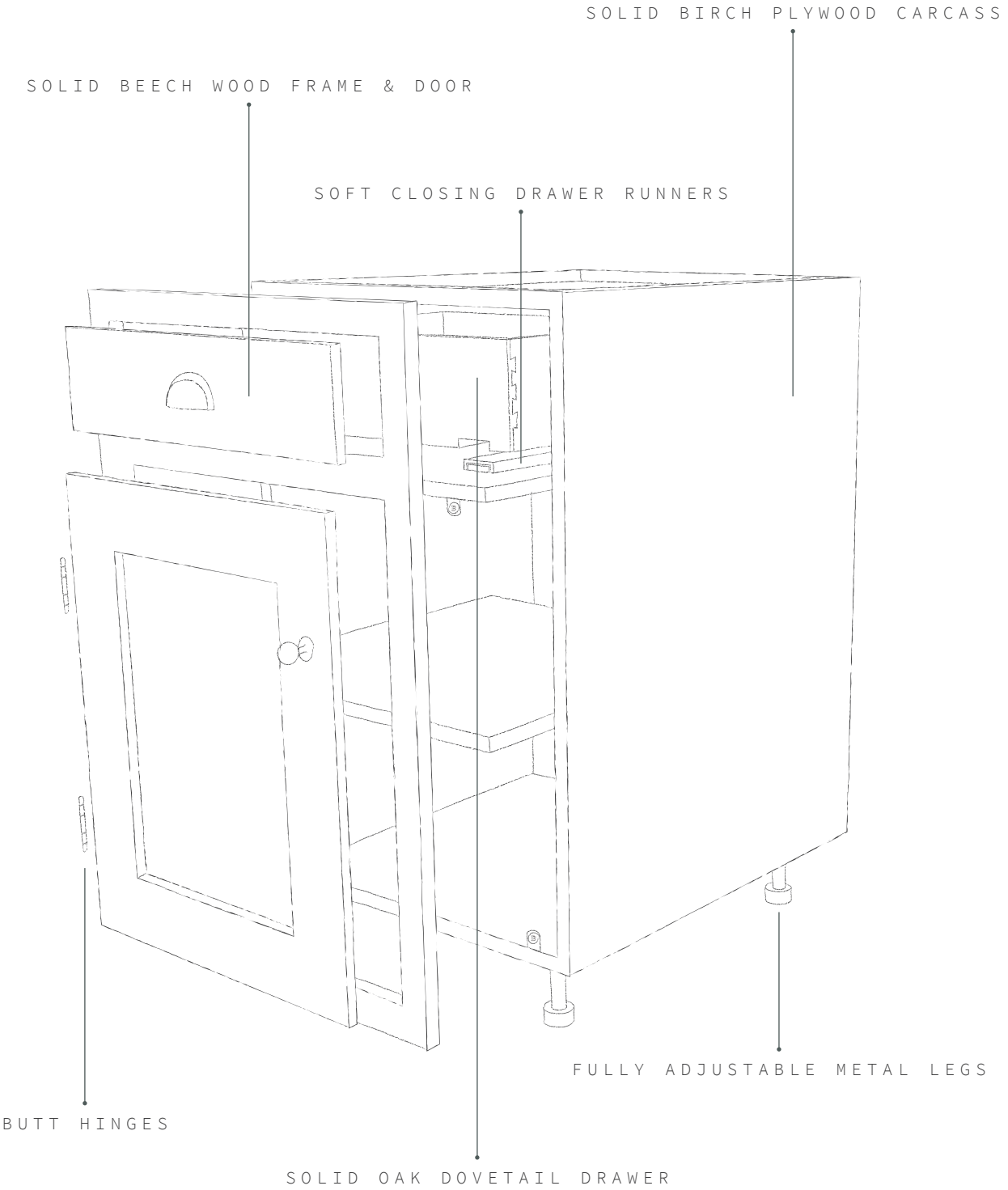
SPOTLIGHT / CABINETRY

By investing time into research and development, we have refined each element of our cabinet. The importance of combining the right components, with the best properties, enable us to create truly remarkable furniture.

All built in the UK by our very own, skilled cabinet makers, who have practiced their craft for generations. This artistry shows in our joinery, which is uncommonly neat, tight and precise.


The construction of our solid beech doors and frames, is substantially stronger and thicker than the industry standard, resulting in highly durable cabinetry.

Continuing the use of solid woods throughout our kitchens; from moulded skirtings, up to our hand-run cornices. Longevity is ensured in each aspect, and no detail is overlooked.




CARCASS MATERIALS

We have two options for your carcass material. For all initial quotations we will base them on our premium birch plywood. This stable and highly durable timber offers great lovegity, which makes it non comparable to other carcass materials.



BIRCH PLYWOOD

- 18mm Thick
- Water resistant
- Renewable and sustainable
- Finished in French Grey 163



MELAMINE BOARD


- 18mm Thick
- Abrasion and scratch resistant
- Renewble and sustainable
- Finished in Cashmere

OUR PROMISE

- ALL OUR SOURCED TIMBERS ARE FOREST STEWARDSHIP COUNCIL (FSC)
- OUR PAINT IS WATER BASED AND ENVIRONMENTALLY FRIENDLY
- WE EMPLOY APPRENTICES TO PAY IT FORWARD TO THE NEXT GENERATION
- OUR CABINETRY IS DESIGNED AND HANDMADE IN THE UK
- WE OFFER A LIFE TIME GUARANTEE ON ALL OUR BIRCH PLYWOOD CABINETRY




Lead Colour *117*



Lead Colour *114*



Lead Colour *118*




Bone China Blue *107*




Hicks Blue *208*



Basalt *221*



French Grey *162*



French Grey *113*



French Grey *163*



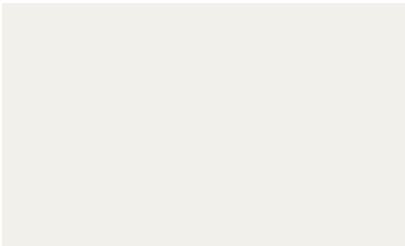
Grey Teal *226*




Scree *227*




Lamp Black *228*



Slaked Lime *105*



Slaked Lime *149*




Slaked Lime *150*



Normandy Grey *079*




Sage Green *080*



Olive Colour *072*




Loft White *222*



Shallows *223*



Mortar *239*



Light Peachblossom *003*



Adventurer *007*



Obsidian *216*

BUYING ADVICE

When buying a kitchen we appreciate there are many questions you may have. We have put together some information on each of the stages to help you understand how to start your project.

RESEARCH

Grab your coffee and magazines, and start looking at the styles that appeal to you. Viewing our website and keeping up to date with our social media, can be really useful to get inspired. When it comes to the design stage, sharing your Pinterest board with us gives us a real insight to your style. Think about colours, the light you have within your space and what look you want to achieve.

PLANNING STAGE

At this stage it is not essential for you to have the exact measurements, we will do this for you when we carry out our initial site survey. Think about the appliances you'd like to incorporate within your design. Do you love American fridge freezers? Dislike range cookers? The kitchen cabinetry has to work around these, therefore it is helpful you have an idea of your wish list when thinking about the kitchen layout.

FUNCTIONALITY

From a practical perspective how do you want your kitchen to function? What bothers you now with your current kitchen layout and what works really well? What other features would you like to incorporate? Think about storage. Larders are a fantastic solution however, they are tall cabinets which means the loss of work surface area. Make a list of your ideas.

BUDGETING

Nobody likes talking about money, however budget is an important factor when planning for a new kitchen. We will break this down into 3 main categories; cabinetry, installation and work surfaces. As a client, you will also need to budget for your building works and appliances on top of this. Within these areas, consider how you want to allocate your money. If your budget is £25,000 for the complete project, plan how you will divide your money between the different categories. We will always try to work within your budget to give you the best value for money.



Our Georgian kitchen shown here painted in French Grey 113 and Scree 227

TAKING THE NEXT STEP

For the best experience please contact our sales team to arrange an appointment at our flagship showroom in Colchester, Essex. We will be happy to meet you and guide you through the process on how to get started.


Alternatively if you are based in Hertfordshire we have a dedicated dealership in the heart of Bishop's Stortford.

You can also complete a kitchen design request form online at:
www.blackstonekitchens.co.uk/kitchen-design-request



ESSEX

101 High Street
Colchester
Essex | CO1 1TH
01787 275377
patrick@blackstonekitchens.co.uk



HERTFORDSHIRE

23a Hockerill Street
Bishop's Stortford
Hertfordshire | CM23 2DH
01279 653288
robdunn@blackstonekitchens.co.uk

FOLLOW US ONLINE



@blackstonek



@blackstonekitchens



blackstone_kitchens